






























Seating Chart: 294/08 Prd:3 PHYSICS-A

 MITCHELL R MUSACK Grade: 12 School: HS	 NICHOLAS F WYSOCKI Grade: 12 School: HS	 ALECZANDER R MANCHESKI Grade: 11 School: HS	 SKYLER T COLEGROVE Grade: 11 School: HS	 DYLAN R HOFFBECK Grade: 11 School: HS	 CHARITY HENTGES Grade: 12 School: HS
 NHIA YANG Grade: 11 School: HS	 GEORGE D DIEKELMAN Grade: 12 School: HS	7.7 8.1  NATHAN J SICLOVAN Grade: 11 School: HS T ₄	2.10 2.07  BRIANNA J BERG Grade: 12 School: HS T ₃	7.3 8.52  SEAN X THAO Grade: 12 School: HS T ₂	1.56 1.65  NEIL R UDULUTCH Grade: 12 School: HS T ₁
 PETER J PERETZ Grade: 12 School: HS	 JASON T LAKE Grade: 11 School: HS	7.3 7.9  PATRIC XIONG Grade: 12 School: HS T ₄	1.81 1.75  ETHAN R COYLE Grade: 11 School: HS T ₃	7.83 8.79  ALLIE R HURRISH Grade: 12 School: HS T ₂	1.417 1.57  AARON C WINCH Grade: 12 School: HS T ₁
 JOHN CHANG Grade: 12 School: HS	 HLUB VANG Grade: 12 School: HS	7.3 7.9  LAURYN T PRZEKURAT Grade: 12 School: HS T ₄	1.71 1.75  SIGNE J JOHNSON Grade: 12 School: HS T ₃	7.83 8.65  WILLIAM C ROSENTHAL Grade: 12 School: HS T ₂	1.52 1.6  NICOLE M SEITER Grade: 12 School: HS T ₁
 KOLBY J KONOPACKY Grade: 12 School: HS	 SADIE E BENDER SHORR Grade: 12 School: HS	8.1 10.7  ELISABETH J BAEHR Grade: 12 School: HS T ₄	empt 2.16 1.9  QUINTON J PETERS Grade: 12 School: HS T ₃	empt 7.99 8.7  SPENSER W KNAAPEN Grade: 11 School: HS T ₂	empt 1.5 Fall 1.45  MICHAEL J WEIS Grade: 11 School: HS T ₁

2903 KG
 TRUCK: 2903 KG
 67 Kg DRIVER